

# K-IP

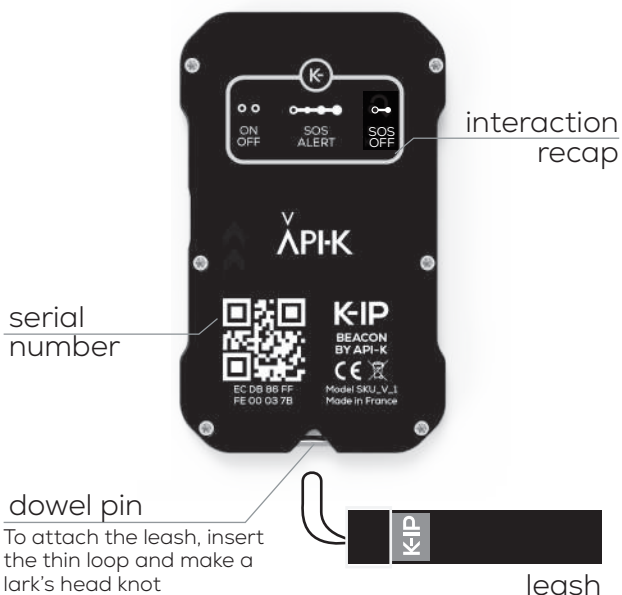

**K-ONNECTED TO FREEDOM**

## **QUICK START MANUAL**

Model 2022-3-1

Document updated March 2023

**K-IP.FR**  
**API-K.COM**



Download the K-IP app by scanning the QR below, or by typing "K-IP" in the search bar of your app store.



App Store



Google Play

- Follow the instructions in the app to create an account. You will receive an email with a code, which will be entered on the app.
- Add your K-IP to your account. When asked, scan the QR code on the back of your K-IP, then type the activation code present in your packaging.



## LED LIGHT INDICATIONS

COLOR	FREQUENCY	STATUS
BLUE	every 3 seconds	ON, normal activity mode
	every 10 seconds	Automatic standby mode
RED x3 flashes	every 3 seconds	Distresse alert activated
BLUE (PURPLE) intermittently	every 3 seconds or 10 seconds	Low battery (<25%)
PURPLE x4 flashes	when pressing the button	Battery completely drained
WHITE	LED on	K-IP plugged in and charging
no light	-	K-IP OFF If plugged in, then battery charged to 100%



## AUTOMATIC STANDBY MODE

In order to preserve its battery, the K-IP activates the "automatic standby mode" when it does not move for 5 minutes. When it is in this mode, the beacon does not update its GPS coordinates.

Wake it up by shaking it. And you are ready to go !



TURN YOUR K-IP  
ON AND OFF



press twice,  
short and separate presses



ACTIVATE A  
DISTRESS ALERT

When you're out, notify your loved ones if you are in distress.

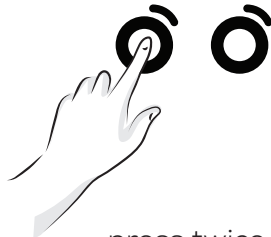
- Rescue teams are never directly notified of your distress alerts.
- During an outing, your distress alerts are only sent to your selected loved. They will then have to notify the rescue teams and provide them with the relevant information.
- If there is no shared outing, your "favorite" loved ones will receive the alert by default.
- In all scenarios, your distress alerts are also communicated to the K-IP community nearby. In addition to automatically relaying the information to nearby networks, the K-IP community can communicate an alert to rescue teams and provide assistance without putting themselves in danger.



long press,  
until the alert sound  
and the led flashes red



CANCEL A  
DISTRESS ALERT



press twice,  
short and separate presses